



WHITCHURCH STOUFFVILLE MINOR HOCKEY ASSOCIATION (WSMHA)



2020/2021 Safety Protocol – COVID-19 Guidelines

With the COVID-19 pandemic and current public health orders, several precautionary protocols and procedures have been implemented to protect the participants, their families, arena staff, and WSMHA staff. Failure to follow these guidelines will result in removal from our programs and arena use.

Do **NOT** come to any skates if any of the following apply.

- If you have any new onset (or worsening) of any of the following symptoms: Fever, cough, shortness of breath, sore throat, chills, painful swallowing, runny nose/nasal congestion, feeling unwell/fatigued, nauseas/vomiting/diarrhea, unexplained loss of appetite, loss of taste or sense of smell, muscle/joint aches, headache, conjunctivitis (pink eye)?
- If you have a positive test result, please refer to the [Positive Test Protocol](#) immediately so other user groups who were in close contact to you can be contacted.
- You have been around someone who is ill, presents COVID symptoms or is awaiting test results.
- You have been out of the country within the last 14 days.
- For more information refer to the [HC Return to Hockey Procedure](#).

Clippers Arena Protocol

- Please refer to the [Clippers Complex Reopening Plan](#) for more details
- All facility patrons are asked to wash or sanitize their hands upon arrival, throughout their rental and upon exit of the facility
- All user groups are responsible for following established health and safety protocols, including physical distancing guidelines (on ice and off ice), provincial and federal guidelines and procedures specific to related governing bodies.
- Each side of the facility (Acton 1 & Acton 2) must contain no more than 50 participants, respectively. This includes participants, spectators and coaches.
- Every patron is required to wear face covering upon entry to the facility. Players can remove face coverings before entering the ice surface.
- Attendance (players, coaches, spectators) must be taken by each user group for each rental. This information must be available for the Town of Whitchurch-Stouffville should contact tracing be required. In the case of Town-managed programming, staff will be responsible for attendance.
- Participants must arrive fully dressed (with exception to skates and helmet). Goalies are permitted to arrive half-dressed and are permitted to put on their skates, pads, chest/arm protection and helmet in their changing area
- Participants are encouraged to use their own equipment. Any shared equipment must be sanitized between each use.
- Participants will be expected to wash and/or sanitize their hands as frequently as possible.
- Sanitization stations will be located at the entry and exit
- Water bottles must not be shared between participants.

- If required, nets will be placed on the ice before each rental. Nets are not to be moved by any ice user including coaches . Nets must remain in place, in their regular location.
- Participants should practice proper hand hygiene techniques on a regular basis. Proper respiratory etiquette must be followed (spitting is prohibited).
- In order to maintain proper social distancing measures, no more than 20 participants will be permitted on the ice at one time (exceptions must be authorized by Facility Booking Clerk)
- Players benches will be available for use (games only); social distancing practices in effect
- Warm-ups will not be allowed in the facility under any circumstances
- Concessions and Pro Shop will remain closed
- Public Washrooms will be available for each rink; adjacent to the spectator viewing area
- Only 1 parent or guardian will be permitted in the arena with each skater for registration and end of day pick-up. No siblings.
 - Older participants are encouraged to enter and exit the facility on their own wherever possible.
- There will be absolutely no congregating inside of the arena or parking lot areas before or after camp.
- Currently, our protocols allow for 1 parent or guardian to observe the ice session only. Do not enter the arena prior to the ice time and exit the arena immediately upon the end. The parent or guardian must remain in the stands for the duration of the ice session. Parents will be allowed to watch from Sections A & I only. Social distancing rules to be followed in the stands.
- There is to be NO food or drinks brought into or consumed in the facility.
- The concession and vending machines are closed

Stouffville Arena Protocol

- All facility patrons are asked to wash or sanitize their hands upon arrival, throughout their rental and upon exit of the facility
- All user groups are responsible for following established health and safety protocols, including physical distancing guidelines (on ice and off ice), provincial and federal guidelines and procedures specific to related governing bodies.
- Each side of the facility (Pad A and Pad B) must contain no more than 50 participants, respectively. This includes participants, spectators and coaches.
- Every patron is required to wear face covering upon entry to the facility. Players can remove face coverings before entering the ice surface.
- Attendance (players, coaches, spectators) must be taken by each user group for each rental. This information must be available for the Town of Whitchurch-Stouffville should contact tracing be required . In the case of Town-managed programming, staff will be responsible for attendance.
- Participants must arrive fully dressed (with exception to skates and helmet). Goalies are permitted to arrive half-dressed and are permitted to put on their skates, pads, chest/arm protection and helmet in their changing area .
- Participants are encouraged to use their own equipment. Any shared equipment must be sanitized between each use.
- Water bottles must not be shared between participants.
- If required, nets will be placed on the ice before each rental. Nets are not to be moved by any ice user including coaches . Nets must remain in place, in their regular location.
- Participants should practice proper hand hygiene techniques on a regular basis. Proper respiratory etiquette must be followed (spitting is prohibited).
- In order to maintain proper social distancing measures, no more than 20 participants will be permitted on the ice at one time (exceptions must be authorized by Facility Booking Clerk)
- Players benches will be available for use (games only); social distancing practices in effect
- Warm-ups will not be allowed in the facility under any circumstances
- Concessions and Pro Shop will remain closed.
- Public Washrooms will be available for each rink; adjacent to the spectator viewing area
- Older participants are encouraged to enter and exit the facility on their own wherever possible.

- There will be absolutely no congregating inside of the arena or parking lot areas before or after events.
- Currently, our protocols allow for 1 parent or guardian to observe the ice session only. No siblings. Do not enter the arena prior to the ice time and exit the arena immediately upon the end. The parent or guardian must remain in the designated spectator area for the duration of the ice session. Parents will be allowed to watch from Sections 1, 2, 3 & 4 only. Social distancing rules to be followed in the spectator areas.
- There is to be NO food or drinks brought into or consumed in the facility.
- The concession and vending machines are closed.
- Participants will be expected to wash and/or sanitize their hands as frequently as possible.
- Sanitization stations will be located at the entry and exit

Participant Personal Protection/Hygiene/General Safety Protocol

Hydration and Eating

- Participants will be required to bring their own water bottles, and these bottles are to be labelled with the participants first and last name. Water bottles must be taken home each day and sanitized. The sharing of water bottles will **NOT** be permitted.
 - The water fountains will be unavailable.
 - There is to be no eating in the arena at all times.

General Safety Protocol

- We require all participants to arrive in the appropriate gear for their scheduled activity, however; designated lobby areas are open and available for putting on skates, helmets, and gloves.
 - There will be social distance markings for player use.
 - Showers are closed until further notice.
- No Spitting at any time.
 - ****Spitting will result in the immediate removal from the program.****
 - All drills will respect social distancing practices.
- Participants will have 10 minutes to exit the facility upon completion of their last activity, that means just helmets, gloves and skates come off and then you must leave the arena; please do not linger.

Daily Screening

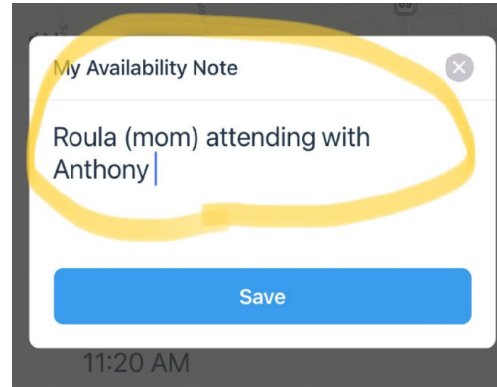
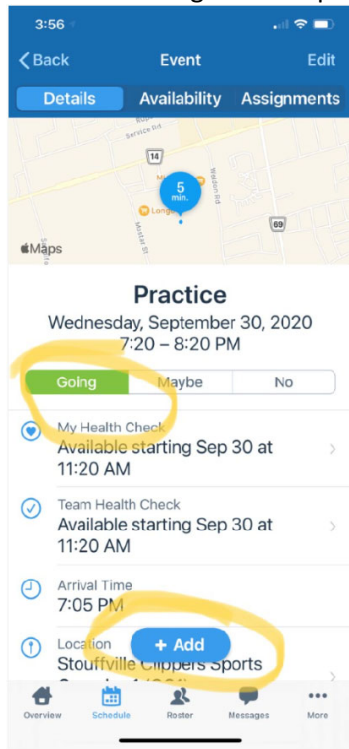
All participants will be required to complete a COVID-19 questionnaire upon arriving at Stouffville Arena and Stouffville Clippers Arena. This form can be found in the TeamSnap App. Please follow the instructions below. The Teamsnap Health Screening form will need to be filled out for each practice and game on the day of the event. If the participant answers "Yes" to any of the questions, they will not be allowed in the facility and will require a doctor's note to return to play. Please refer to the [Hockey Canada Return to Hockey Procedures](#) for more details.

Please email WSMHA.covid19@gmail.com if you have any questions.

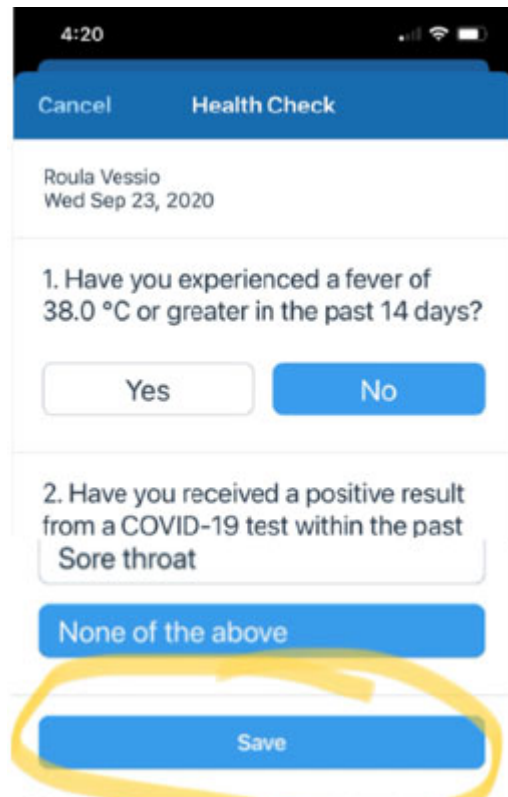
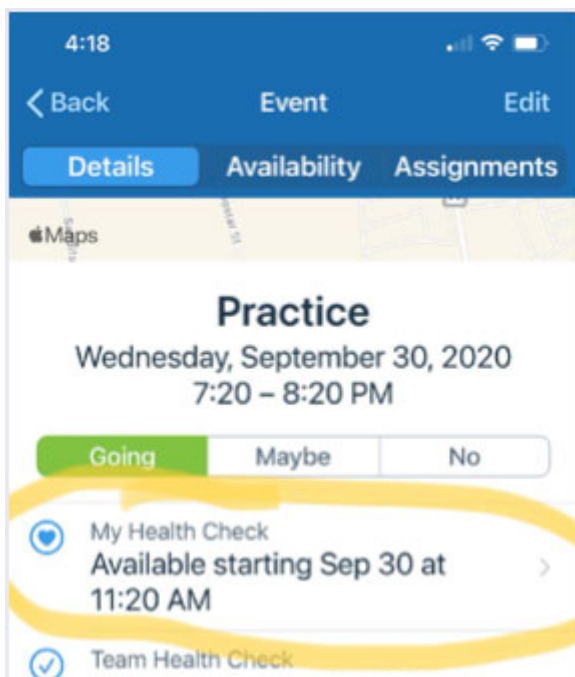
See next page for TeamSnap Instructions.

TeamSnap Instructions:

1. Go to Schedule.
2. Select the event from the list.
3. Select Going.
4. Click the Add button to add the one spectator who is attending with the player.



5. On the day of the event, you will be able to complete the health screening.



6. Select Save to finish.

STOUFFVILLE CLIPPERS ARENA

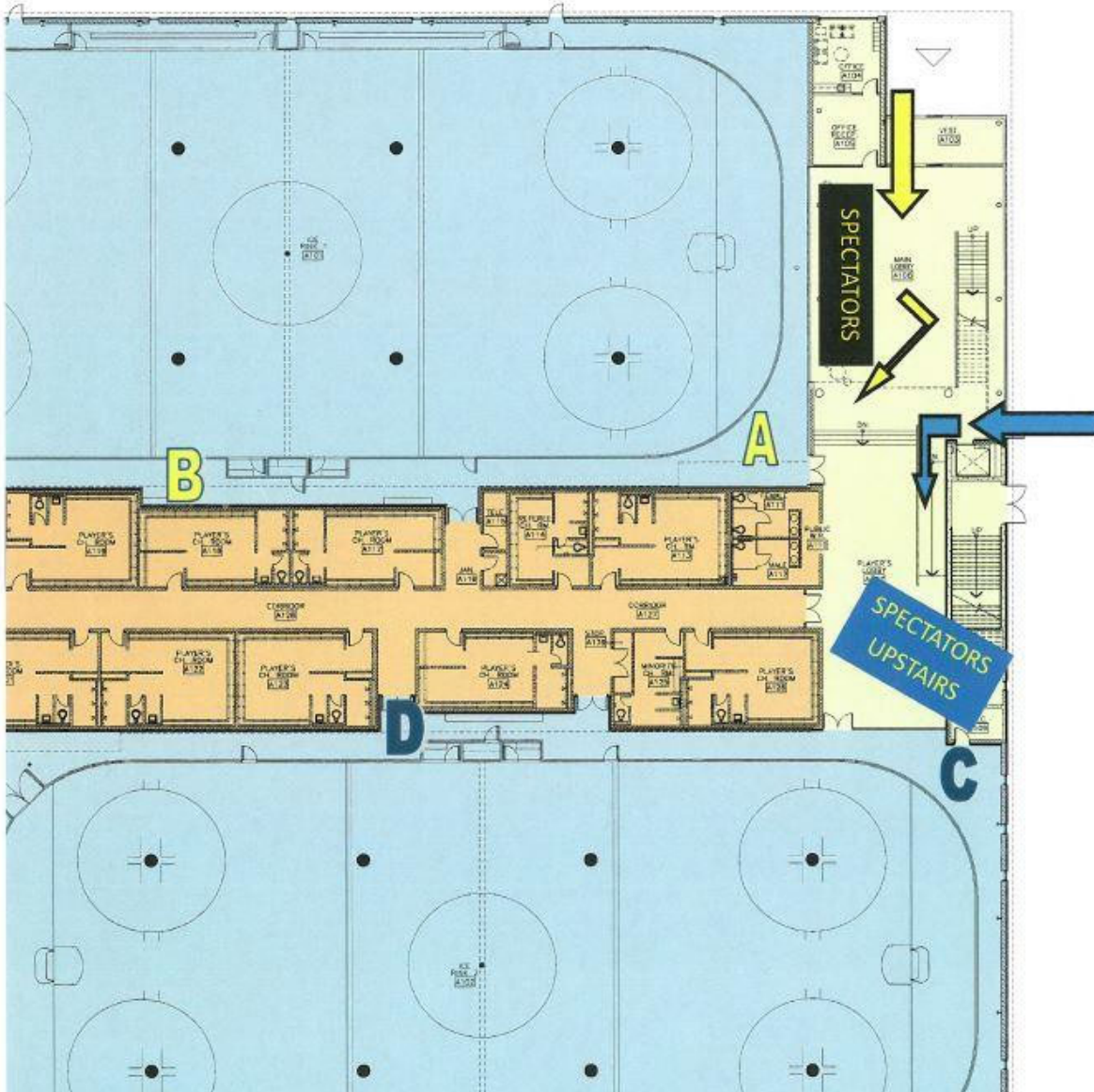
STOUFFVILLE CLIPPERS SPORTS COMPLEX REOPENING TRAFFIC MAP

ACTON 1

Enter and exit through Main Entrance
Participants - follow arrows to changing area A or B
Spectators—viewing area in Acton 1 lobby

ACTON 2

Enter and exit through East Entrance
Participants - follow arrows to changing area C or D
Spectators—viewing area is upstairs



STOUFFVILLE ARENA

STOUFFVILLE ARENA REOPENING TRAFFIC MAP

PAD A

Enter and exit through North West Entrance

Participants - follow arrows to changing area 1 or 2

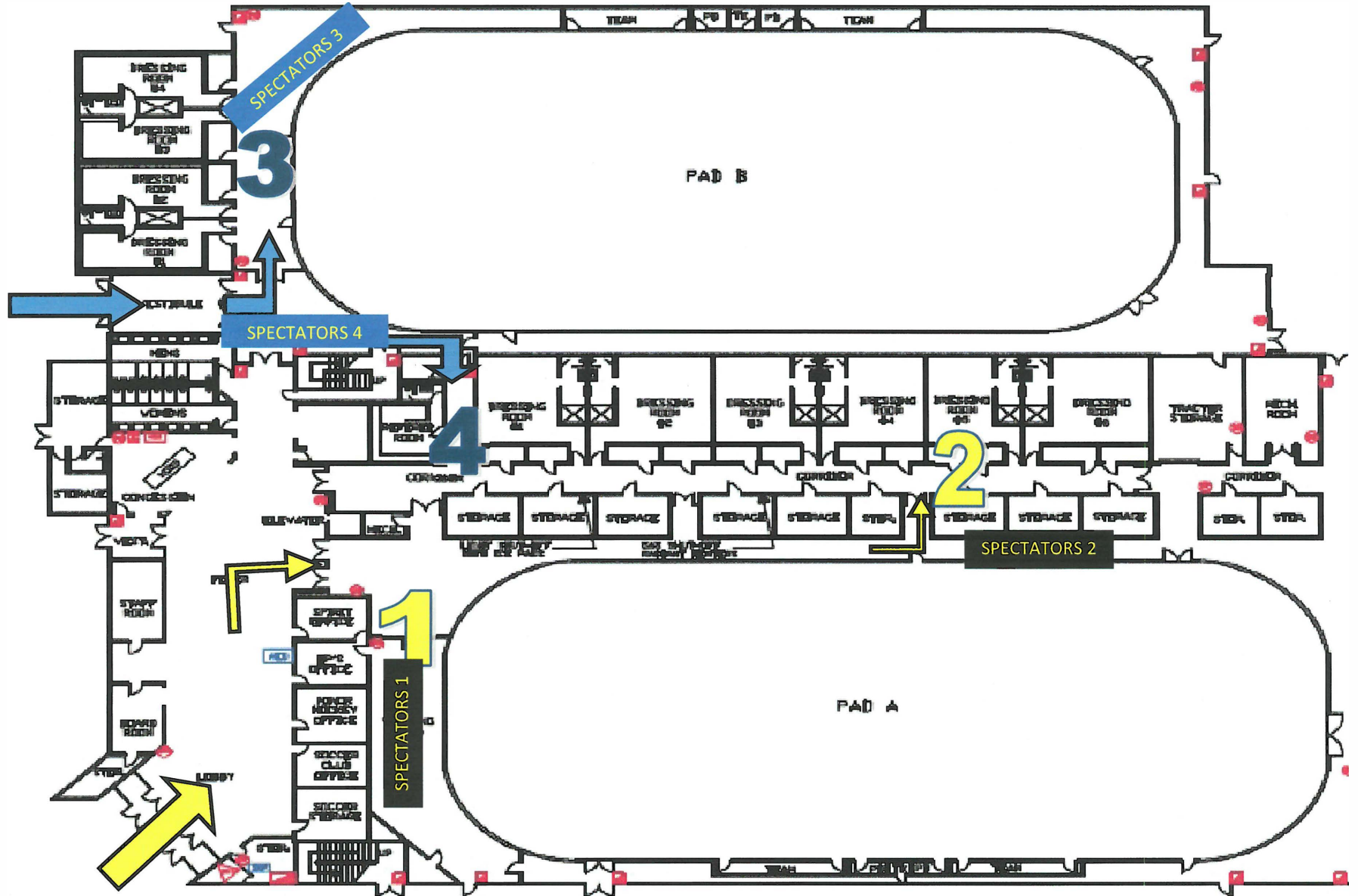
Spectators—See associated viewing areas

PAD B

Enter and exit through North East Entrance

Participants - follow arrows to changing area 3 or 4

Spectators—See associated viewing areas



STOUFFVILLE ARENA